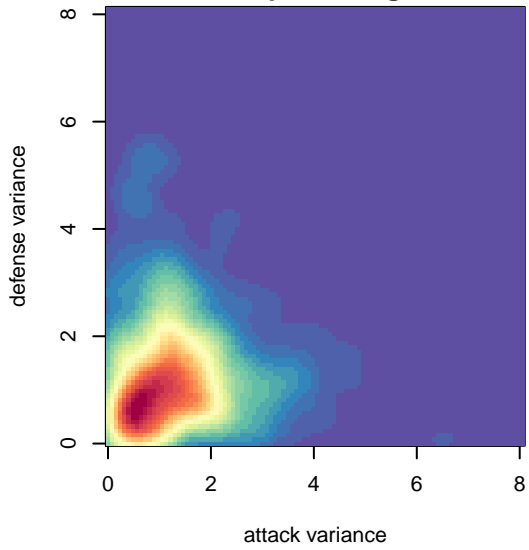
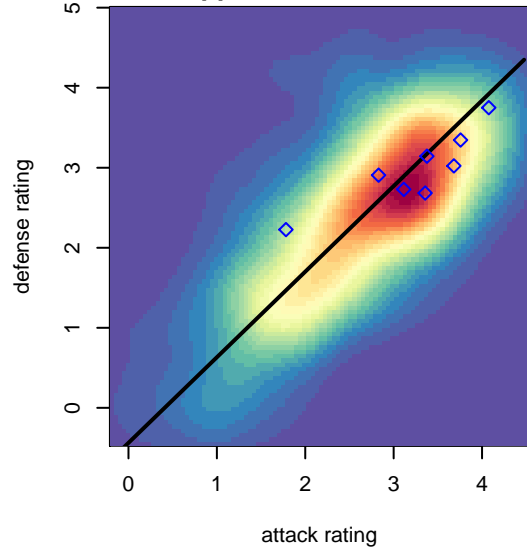


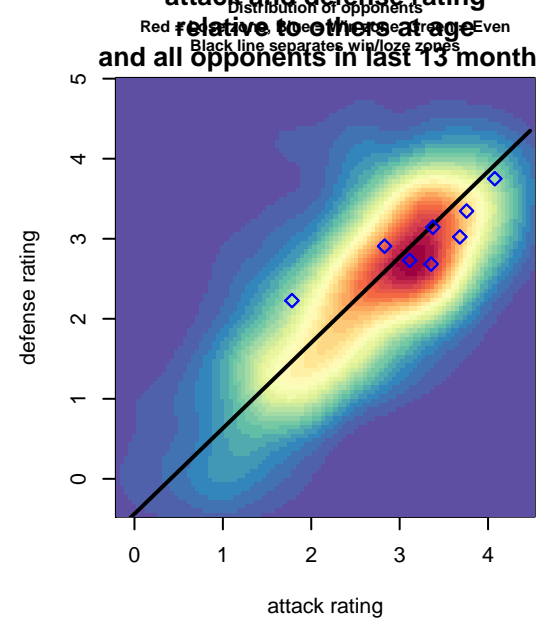
**attack and defense variance (black dot)
relative to other teams
and top 10 in region**



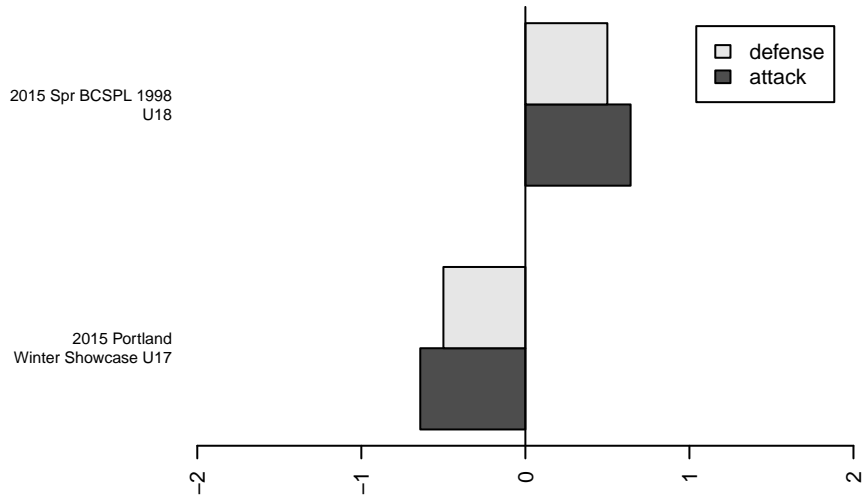
**attack and defense rating
relative to others at age
and all opponents in last 13 months**



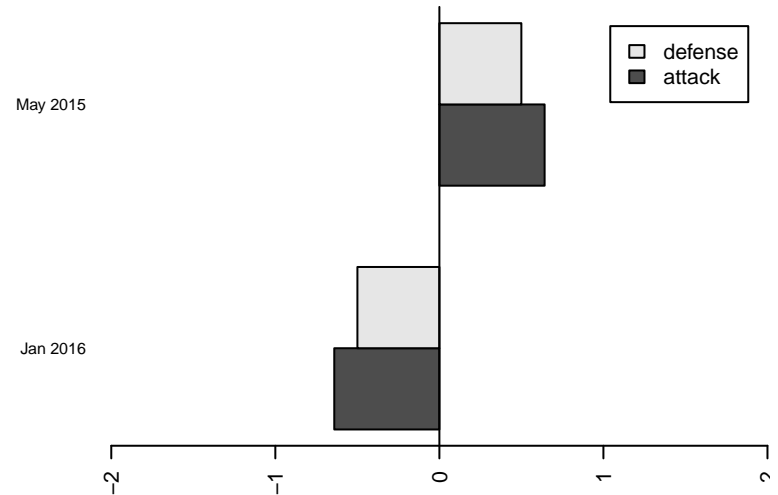
**attack and defense rating
relative to others at age
and all opponents in last 13 months**



Performance relative to 13 month average



Performance relative to 13 month average



average number of goals per game relative to expected

average number of goals per game relative to expected

lot. A=Neither has attack advantage, B=Opponent has both attack and defense advantage, C=Opponent has both attack and defense disadvantage, D=Both have

date	home		away		venue	pred.home	pred.away
2016-01-18	Westside Timbers Copa B98	3	Coastal FC 1999B	2	2015 Portland Winter Showcase U17	1.30	1.95
2016-01-17	Boise Nationals Inter B98	2	Coastal FC 1999B	1	2015 Portland Winter Showcase U17	1.65	1.61
2016-01-17	Coastal FC 1999B	0	Highline Premier Blue B98	1	2015 Portland Winter Showcase U17	1.63	0.79
2016-01-16	Eastside Timbers Red B98	1	Coastal FC 1999B	1	2015 Portland Winter Showcase U17	1.26	1.37
2015-05-28	Mountain United 1999B	1	Coastal FC 1999B	1	2015 Spr BCSPL 1998 U18	1.70	1.04
2015-05-15	Surrey United 1999B	0	Coastal FC 1999B	1	2015 Spr BCSPL 1998 U18	1.88	0.80
2015-05-08	Mountain United 1998B	2	Coastal FC 1999B	3	2015 Spr BCSPL 1998 U18	1.13	2.06
2015-05-07	Coastal FC 1999B	5	Fusion FC 1999B	0	2015 Spr BCSPL 1998 U18	3.54	0.29